


**FLIGHT TERMINATION
RECEIVER / DECODER**
Ref RX400-TF-TW



Release .1

The RX400-TF-TW is a miniature state-of-the-art Flight Termination Receiver/Decoder. Its small size (7.0 cubic inches) and light weight (approx. 8 ounces) are consistent with the requirements of today's airborne programs requiring smaller and lighter-weight components. This is accomplished by use of modern hybrid technology and packaging techniques while retaining the highly reliable functional and environmental integrity of previous designs.

KEY FEATURES

- Small Size & Weight.
- 3 Channel Command Logic.
- Failsafe Operation.
- RCC-319-92 Compliant.

COMMAND SEQUENCE

Sequence	Tones ON	Command Output
Tone C ON	C	Monitor
Tone B ON	B,C	Monitor, Optional
Tone A ON	A,B,C	Monitor, Optional, Arm
Tone B OFF	A,C	Monitor, Arm
Tone C OFF	A	Arm
Tone B ON	A,B	Arm, Terminate

Example shown: A=1 (7500 Hz), B=2 (8460 Hz), C=5 (12140 Hz).

Other combinations of IRIG tone channels are also available for the specified command functions.


- Command Outputs.
- Output Drive Capability.
- Terminate command:
0.6A max. continuous with 2V max. voltage drop,
2A max. for 10msec with 4.0V max. voltage drop.
- All Other Commands:
0.6A max. continuous with 2V max. voltage drop.
- Max Leakage Current:
50µA(all command outputs).

SPECIFICATIONS

- Receiver / Command Decoder.
- Frequency:425 MHz (Factory Set).
- Operating Temperature: -40°C to +71°C.
- Accuracy: ±0.005%.
- Input Impedance:50 Ohms nominal with a max. VSWR of 2:1.
- Dynamic Range: -95 to +13 dBm.
- Threshold Sensitivity: -95 dBm with standard modulation of ±30 kHz per tone.
- Modulation: demodulates up to 3 simultaneous tones at 30kHz nominal peak frequency deviation.
- Operating Bandwidth: ±45 kHz.
- IF Bandwidth: 180 kHz for the 3 dB response (±90kHz).
- Spurious Response: 50 dB over the band of 10MHz to 1.0 GHz.
- Signal Strength: 0 to 5V (from Signal Strength Return) for RF input power -95 to +13dBm. The slope is positive and does not change direction over the RF signal dynamic range. Signal strength output is paired with Signal Strength Return. Signal Strength Return should not be connected to DC Return or Case.

- Command Response Time: The response time, after application of modulation to any command output, is less than 25 mS.
- Decoder Deviation.
- Sensitivity: command outputs are obtained from carrier deviations between 27 kHz and 33 kHz peak per tone; Tone decoder threshold settings are between 10 kHz and 18 kHz peak.
- Input Voltage: all requirements are satisfied with an input voltage range of 24 to 32 Vdc.
- Input Current 225 mA maximum in standby and command mode operation.
- Reverse Polarity Protection: no damage or permanent deterioration of performance from

**Updated 01/03/11. Specifications subject to change without notice. Call for latest revision..*



indefinite application of reversed input power polarity.

POWER & CONNECTOR

M83513/04-D07N (Mate: M83513/03-D01N)

1 +28 Vdc

2 N/C

3 DC Return

4 DC Return

5 DC Return

6 DC Return

7 N/C

8 Terminate Command

9 N/C

10 Optional Command

11 N/C

12 Tone Monitor C

13 Case Ground

14 +28Vdc

15 N/C

16 Tone Monitor B

17 Tone Monitor A

18 DC Return

19 N/C

20 Terminate Command

21 N/C

22 Monitor Command

23 Arm Command

24 Signal Strength

25 Signal Strength Return

ENVIRONMENTAL CONDITIONS

(Qualification tests levels)

•Qualification Temperature: -40°C to +71°C.

•Humidity: 0 to 97%, relative.

•Shock: 20 g's half-sine, 11 mS; 80 g's. half-sine, 0.5mS.

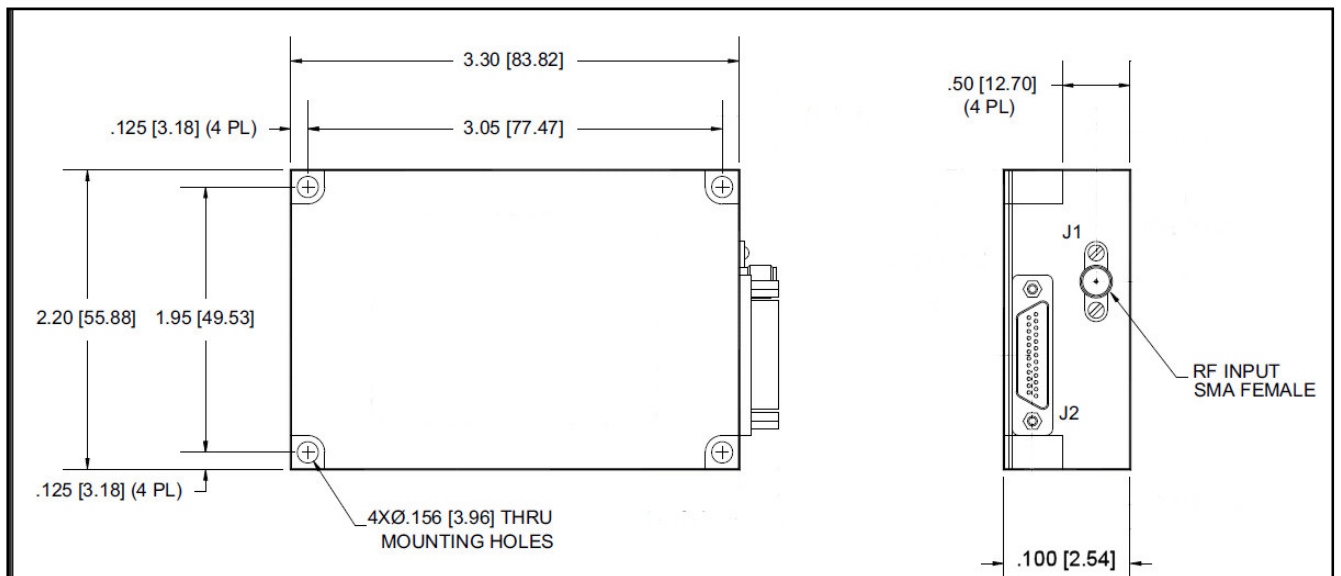
•Random Vibration: 12 g's rms, 3 axes.

Distributed by:
AA SYSTEL France
9, rue RAVEL, 91620 NOZAY / France
TEL: + 33 1 6963 8630
FAX: + 33 1 6963 8474
E-mail: wang.huiqin@a-a.fr
Beijing mobile: +86 138 010 11504

DIMENSIONS

Dimensions: see outline drawing.

Weight: 8 ounces maximum.



*Updated 01/03/11. Specifications subject to change without notice. Call for latest revision..